




# Region 8 show











## Governor's Show Top 18

### Lauren Megdanoff

Title: No More Pictures

Grade: 12

School: Fenton High School


District: Fenton Area Public Schools

Art Teacher: Kristin McDowell

#### Learning Statement:

Doing this piece helped me broaden my skills with blending tools and erasers. I learned when to appropriately use each to enhance the realism in my piece. I want the viewer to feel the crazy energy that was coming off of my cousin in the moment that I took this picture. I really hope the viewer can see their own relatives in the work and feel happy when they look at it just like I do.

## Governor's Show



### Tori Trites

Title: **Vida**

Grade: 12th

School: **Fowlerville High School**

District: **Fowlerville**

Art Teacher: **Christine Hesch**

Learning Statement:

My piece was a graphite drawing of alpacas in a field, I got to learn about the body structure and movement of these creatures. Through this, I wanted to evoke a sense of movement and life. The meaning behind this piece is directed towards the idea that life is expanding, yet it is always in front of you. I believe people often forget how precious life is and how constant and present it is, so I made this piece as a reminder to the life that stands strong before us.





## Audra Huige

Title: **Wasteland**

Grade: **12**

School: **Kensington Woods Schools**

District: **Kensington Woods Schools**

Art Teacher: **Jessie MacGonigal Pratt**

Learning Statement:

When people view my art, I hope that they notice not only the emotion and details on the person in the photo but also the background as well. The details on the person's face make it so at one glance you look at it you will know that it has to do with water pollution. Some may think that there is nothing to the background but it really sets the mood for the photograph and makes it so you can see the negative effects water pollution has on humans, animals and the environment.





## Claire Grob

Title: **Reaching for Air**

Grade: 12

School: **Fenton High School**

District: **Fenton Area Public Schools**

Art Teacher: **Kristin McDowell**

Learning Statement:

This work allowed me to explore the use of atmospheric particles and the way that light reacts with water. It also allowed me to play with a figure's pose in water, and the difference in gravity. Finally, it was nice to experiment with a subtractive process rather than an additive one, which I am more familiar with.

**Governor's Show  
Top 18**



**TYLER WILCOX**

Title: **SELF-PORTRAIT**

Grade: 12

School: **WILLIAMSTON HIGH SCHOOL**


District: **WILLIAMSTON**

Art Teacher: **MEAGAN KUBU**

Learning Statement:

This artwork allowed me to explore how art can be made with just a pencil. This work also showed me that if you take your time, anything can be done.





## Jael Wood

Title: **Reticent**

Grade: **12th**

School: **MCC HS**


District: **Mason County Central**

Art Teacher: **Rachel Brock**

### Learning Statement:

This piece portrays a girl whose gaze is filled with quiet intensity. She is beautiful and observant. She seeks to neither reveal nor to be revealed ... she is reticent.





## Ohla Kozak

Title: **Portrait Study**

Grade: **12**

School: **Byron Center High School**

District: **Byron Center Public Schools**

Art Teacher: **Greg Reinstein**

### Learning Statement:

This piece was created when I was experimenting with various materials. I really enjoy charcoal, it adds more contrast and darkness to drawings and helps to emphasize the man's facial features.



## Governor's Show Top 18



### Gracie Keiser

Title: **Dead Tired**

Grade: **12**

School: **Byron Center High School**

District: **Byron Center Public Schools**

Art Teacher: **Julie Heise-VanderLaan**

#### Learning Statement:

In this piece I wanted to portray the sense of the unknown. I am a senior in high school so questions constantly keep me awake at night. What am I going to be, where am I going, am I making the best decisions for my future? The raw pencils strokes convey to the viewer all of these thoughts constantly swirling through my brain, leaving me...dead tired.





## Chloe Reighard

Title: Abby Kadaby

Grade: 7th

School: Fowlerville Junior High School

District: Fowlerville Community Schools

Art Teacher: Jacquelyn Dehring

### Learning Statement:

I learned how to make an animal look realistic by paying attention to the fur direction and length. I also learned that making smaller marks or dots would make the eyes look smooth instead of furry. I also learned that scratching more in an area makes it lighter value, whereas scratching less created a darker value.





## Emily Douglas

Title: **Primary Colors**

Grade: **8**

School: **Kensington Woods Schools**


District: **Kensington Woods Schools**

Art Teacher: **Laura Thomason**

Learning Statement:

When I created this drawing, I wanted to focus on the colors. I liked using different forms of the primary colors because they appeal to me the most. I made the shapes feel round because I liked the effect it had on the artwork.





## Avery Farris

Title: A Day at the Beach

Grade: 6th

School: Fowlerville Junior High School


District: Fowlerville Community Schools

Art Teacher: Jacquelyn Dehring

### Learning Statement:

Printmaking was a new art experience for me! The process was not something I had ever done before. I also learned some blending techniques to use with the oil pastel so I could make my background. After making my printing block with styrofoam, I printed my relief print 8 times to create a checkerboard pattern.





## **Madison Lesiak**

Title: **Mystery**

Grade: **7**

School: **Kensington Woods Schools**

District: **Kensington Woods Schools**

Art Teacher: **Laura Thomason**

Learning Statement:

When I created this drawing, I really wanted to focus on random shapes and different colors with a repeating pattern. When people look at my artwork, I want them to feel happy.



# Lillian Fultz

Title: **SO**

Grade: **7**

School: **Kensington Woods Schools**

District: **Kensington Woods Schools**

Art Teacher: **Laura Thomason**

Learning Statement:

For this artwork, I was asked to do an artwork about the rules of society. So, in this artwork, I showed people breaking the law by spray painting graffiti in the middle of the night. I'm proud of how I focused on the lighting in this painting.







## Grayce Leatherman

Title: Art Nouveau Tree

Grade: Fourth

School: Brown Elementary School

District: Byron Center Public Schools

Art Teacher: Jon LaBeau

### Learning Statement:

This artwork allowed me to imagine what a tree might look like as a house using a variety of shapes, sparkly surfaces and colors as shown in Gustav Klimt's Art Nouveau. It was important for me to fill the paper with extra swirls and detail because I wanted it to look fun and give people a lot to look at. I enjoyed putting shapes together to create real objects. After looking at my piece, it reminded me of Winnie the Pooh and the little window he had by his bed. I believe if Klimt were alive today, he would have made good illustrations for fairytales and storybooks as this style of art has a magical quality.



# Michigan Department of Education Show



## Autumn Carr

Title: Land in a Dream

Grade: 7th

School: Fowlerville Junior High School

District: Fowlerville Community Schools

Art Teacher: Jacquelyn Dehring

### Learning Statement:

Completing this project taught me about the different types of washes that can be made with watercolor. I also learned how to make a landscape look like it has depth and distance. I also learned a process for how to make pine trees so they looked real.





# Michigan Department of Education Show

## Landen Blixt

Title: **Quite Evening**

Grade: 10th

School: **Fowlerville High School**

District: **Fowlerville Community Schools**

Art Teacher: **Christine Hesch**

Learning Statement:

In this piece Quite Evening I wanted to have vibrant colors so it catches the viewers eyes. Also for the piece to be calm so the viewer could picture them in the piece as a place they have always wanted to go. I used water color to get a nice variety of dark and light hues.